



 Marshalls

GARDENS & DRIVEWAYS
2022 COLLECTION





*Everything you
need to create
your*

DREAM PROJECT

CONTENTS

BE INSPIRED

- 4 Creating Better Spaces
- 6 How to get started
- 8 Patio inspiration
- 10 Driveway inspiration
- 12 Setting the standards
- 14 Choosing the right installer
- 15 Marshalls Register
- 16 Bespoke service
- 17 Home delivery

GARDEN PAVING

NATURAL STONE

- 19 Scoutmoor®
- 20 Sawn Versuro®
- 22 Granite Eclipse®
- 24 Lazaro® Marble
- 25 Flamed Narias®
- 26 Antique Alverno®
- 27 Casarta Slate®
- 28 Towngate®
- 30 Natural Slate
- 31 Alvanley® Pavers
- 32 Sylvern®
- 33 Limestone Aluri®
- 34 Indian Sandstone River

PORCELAIN

- 36 SYMPHONY® Plus Planks
- 37 SYMPHONY® Plus Urban
- 38 SYMPHONY® Plus Natural
- 39 SYMPHONY® Plus Classic
- 40 SYMPHONY® Elements, Corten
- 41 SYMPHONY® Elements, Metallic
- 42 SYMPHONY® Matte
- 44 SYMPHONY® Planks
- 46 SYMPHONY® Urban
- 47 SYMPHONY® Natural
- 48 SYMPHONY® Classic
- 50 SYMPHONY® Lapis
- 51 Motus
- 52 Ardara
- 53 Arrento®

CONCRETE

- 55 Woodstone®
- 56 Argent®
- 57 Heritage®
- 58 Perfecta®
- 59 Firedstone®
- 60 Saxon®
- 61 Textured Utility
- 62 Utility

DRIVEWAY PAVING

NATURAL STONE

- 64 Driveway Setts
- 65 Natural Stone Setts
- 66 Scoutmoor® Setts
- 67 Cropped Porphyry Setts
- 68 Magnasett®
- 69 Farnley® Setts
- 70 Granite Eclipse® Setts
- 71 Newdale

PORCELAIN

- 73 SYMPHONY® Plus Drive

CONCRETE

- 75 Drivesys® Original Cobble
- 76 Drivesys® Riven Stone
- 77 Drivesys® Flamed Stone
- 78 Drivesys® Split Stone
- 79 Driveline Metro®
- 80 Drivesett Argent®
- 81 Drivesett Coppice®
- 82 Driveline Nova®
- 83 Drivesett Natrale®
- 84 Drivesett® Tegula
- 86 Drivesett Savanna®
- 87 Drivesett Deco®
- 88 Standard Block Paving

DRAINAGE SOLUTIONS

- 90 Driveline Drain®
- 91 Drivesett Argent Piora®
- 92 Drivesett Tegula Piora®
- 93 Driveline Piora®

WALLING & ACCESSORIES

ARTIFICIAL GRASS

- 95 Summer Lawn
Village Green

NATURAL STONE WALLING

- 97 Sawn Versuro®
- 98 Traditional Natural Stone
- 99 Stoneface® Textured
- 100 Stoneface® Sawn Veneer
- 101 Stoneface® Drystack Veneer

CONCRETE WALLING

- 103 Argent®
- 104 Croft Stone®
- 105 Marshalite®
- 106 Tegula
- 107 Phoenix Facing Brick

COPING & CAPS

- 109 Concrete Coping & Caps

BULLNOSE STEPS

- 111 Natural Stone Steps

KERBS & EDGING

- 113 Marshalls Block Kerb
- 114 4-in-1 Kerb
- 115 Keykerb®
- 116 Drivesys Roundtop Edging
- 117 Drivesys Argent Edging

BORDERS

- 119 Borders

JOINTING

- 121 Jointing Matrix
- 122 Exterior Tile Grout
- 124 Exterior Jointing Grout
- 125 Weatherpoint
- 126 Joint Filling Sand
Paving Primer

OPTIONAL EXTRAS

- 128 Channels
Telescopic Posts
- 129 Pedestals
- 130 Green-Away

PRODUCT INFORMATION

- 132 Important General
Technical Information
- 133 Paving
- 135 Driveways
- 137 Walling, Steps & Finishing
- 138 Hard Landscape Guarantee
Order Select



Creating Better SPACES

Create your dream garden or driveway with Marshalls, the UK's leading hard landscaping supplier and trusted Superbrand.



YOUR COMPLETE LANDSCAPING SERVICE

From traditional schemes to contemporary or bespoke solutions, our comprehensive range of products provides you with more choice to find what's right for you.

UNMISTAKEABLE QUALITY

Built on 130 years of material and technical expertise, delivering with quality lies at the heart of everything we do, and all our products are designed, manufactured, and sourced to UKCA standards.

ETHICAL AND SUSTAINABLE

We are committed to operating in the most ethical and sustainable ways, for our customers, partners, stakeholders and the communities where we operate.

MADE IN BRITAIN

99% of all our quality-controlled, manufactured products are made in Britain, assuring you of increased product availability, even at times of peak demand and reduced carbon emissions in delivery.

MARSHALLS REGISTER

We're proud to champion the work of our trusted network of independent installers through the Marshalls Register, our nationally accredited landscape contractor scheme.

“Creating Better Spaces and futures for everyone is about much more than the products we offer. It's our promise that we'll do what's right for the people we work with, the communities we work in, and the countries where we operate.”



Martyn Coffey
CEO



HOW WILL YOU USE YOUR PATIO OR DRIVEWAY?

Here are some points to consider before selecting your samples.

FOR YOUR PATIO


- Do you want your patio to create a seamless transition between your house and garden?
- Do you want it to be in a sunny or shaded area?
- Does your busy life mean you need a low maintenance solution?
- Are you leaving enough room for integrated planting?
- Are you creating an entertaining space, or a peaceful sanctuary?
- Does it need to be child friendly?

FOR YOUR DRIVEWAY

- Is it practical for your family and friends?
- Is there enough room for cars and to access the road?
- Do you prefer traditional or contemporary?
- Do you want to add plants or shrubs to provide privacy?
- Have you thought about edging and lighting?

How to get

STARTED





FOLLOW OUR STEP-BY-STEP GUIDE

Use the four steps below and start turning your dream outside space into a reality.



BE INSPIRED

Take a look at our brochure and website to create the vision for how you'd like your dream outdoor space to look and feel.



ORDER SAMPLES

Why not get a feel for your product by getting a sample delivered straight to your door. Order online today at marshalls.co.uk/gardens-and-driveways



FIND AN INSTALLER

Choose a Marshalls Accredited installer to bring your project to life - marshalls.co.uk/findaninstaller



CHOOSE YOUR PRODUCTS

Browse our product ranges in the brochure and online, and speak to your installer to find the perfect choice for you.




PATIO

Perfection


Make integrated seating a feature of your garden design.

SEATING



“The cedar fencing is a dominant feature of this modern garden design, and the warm tones of the Elements Corten Copper compliment it perfectly, whilst elegant, period patterns of the Ormate Matte stand out against this backdrop, guiding the visitor on a journey around the garden, taking in the stylish planting, fire pit and water feature along the way, to finish at one of the seated enclaves.”

James Dodds
J A Dodds Landscapes



PATHS

Introduce a mix of colours, sizes and planting to create an eye-catching contrast along your paths.

STEPS

Bring your step risers to life with a complementary feature pattern tile.



SYMPHONY® Matte Ormate (pg42)

SYMPHONY® Elements Metallic Grey (pg41)

SYMPHONY® Elements Corten Copper (pg40)

“For a project on this scale, our aim was to create that a timeless classic that complemented both the property and its local environment. A single product solution would not have done the driveway justice, so instead we used a harmonious blend of shapes, designs and materials to create a more dynamic and engaging space.”

Jason Clarke
Jason Clarke Classic Paving

Deliver instant kerbside appeal and a warm welcome with a stylish entrance way.

ENTRANCE



Combine different materials, such as natural stone and concrete, to create contrast and frame your finished driveway.

EDGING



BORDERS

Use borders to break up areas of hard and soft landscaping, and to add another aspect to your design.

Drivesett Argent®
Graphite (pg80)

Driveway Setts (pg64)

Sawn Versuro®
Antique Silver (pg20)

Natural Stone Setts, Sawn &
Tumbled Silver Birch (pg65)

Drivesett Kerb
(pg113)

*For use on driveway edging only,
not for use as main driveway product




Desirable


DRIVEWAYS

Setting the

STANDARDS

At Marshalls we like to keep things simple, so to help you navigate through our brochure, we've created some quick reference icons that highlight their key features and benefits.





Made in Britain marque supports British manufacturers up and down the country, helping buyers at home and abroad identify and choose British-Made goods.

99% of all our manufactured products are made in Britain, and by manufacturing locally, we have full control of our stock availability, while monitoring product quality and working practices closely. By shopping from our Made in Britain range, you can rest assured in the knowledge that your carbon footprint is kept to a minimum.



All of our ranges combine exceptional performance and durability with contemporary designs.


Our porcelain paving has an extremely low water absorption rate of 0.05%, meaning liquids are unable to penetrate the surface of the tile, making it frost resistant, and less prone to staining and algae growth.

All of ranges are rated R11 for slip resistance, meaning they are perfect for domestic external use. Each paving slab is also rectified for technical consistency, and uniform joints.



Have complete assurance that all of our stone is quarried and produced in line with a clear set of ethical values, a supply chain that has documented processes and multi-stakeholder audits. This ensures no child labour is used, living wages are paid and basic health and safety standards are in place.

Marshalls was the UK's first heavy side materials company to be accepted into the prestigious UN Global Compact – the World's largest corporate citizenship and sustainability initiative. We are also proud members of the Ethical Trading Initiative (ETI).



Our Indian Sandstones don't just meet the base technical levels outlined in the British Standards, they beat them. Further to this, all of our Indian Sandstone has been fully calibrated providing unrivalled strength, durability and ease of installation.

Our stone is rigorously and repeatedly tested by an independent UKAS-accredited lab to be sure it is fit for purpose with low water absorption, flexural strength and frost resistance.



Our Grass Standard covers all areas you need to look at when considering your artificial grass purchase.

This standard sets the benchmark for quality with high quality backing, 100% polyethylene yarns and is also guaranteed against UV damage for 10 years.



Choosing the right

INSTALLER

After all your inspiration, planning and investment, finding the right installer is essential, as you will rely on their advice, product knowledge and workmanship to achieve the desired end result.



PLAN AHEAD

Installers are usually very busy, make sure you plan in advance to avoid disappointment.



INVITE MORE THAN ONE INSTALLER TO QUOTE

This is a big investment and you want to be happy with who you've selected.



VIEW THEIR ONLINE PROFILE

See if their skills and services match your requirements.



ASK TO SEE EXAMPLES OF PREVIOUS WORK

This is great for inspiration and good installers love to share their work.





Accredited Landscape Contractor

MARSHALLS REGISTER OF ACCREDITED LANDSCAPE CONTRACTORS

Investing in a new patio or driveway can completely transform your garden. It not only adds value to your property, but creates a more attractive and useable outdoor space.

Now in its 22nd year, the Marshalls Register of Accredited Landscape Contractors is here to help bring your project to life.

We are proud to champion the work of the Register of Marshalls accredited installers. These are independent businesses and, whilst they are not employed by Marshalls, we assess them for their installation skills on an ongoing basis.

THE MARSHALLS HARD LANDSCAPE GUARANTEE

As we assess them for their installation competence, only accredited landscape contractors can offer you the Marshalls Hard Landscape Guarantee.

The guarantee covers Marshalls products for 10 years and in the unlikely event that your installer has ceased trading, Marshalls will resolve any workmanship defects for 5 years.



SAWN VERSURO®

Design & Install by J & D Castle

BESPOKE

Service

Our bespoke service inspires a more creative look at our innovative stone and porcelain collection. The end result is a truly unique proposition, giving designers and homeowners the freedom to create a garden space that is one of a kind.

While natural stone offers full creative freedom for your bespoke project, porcelain can be used to create stunning pieces for your garden.

Take advantage of our Bespoke Service by contacting the Marshalls Team on **0333 220 2730**, where our specialists will guide you through the process and make your ideas a reality.



Marshalls



DELIVER

MARSHALLS HOME DELIVERY SERVICE

Marshalls Home Delivery is a simple and convenient service that gets you all the products you want, delivered exactly where you want them, transacted via your preferred local merchant.

Most of our products are available direct to your home making sure your project keeps on track. Minimum orders apply to all home delivery orders, for full details please contact our sales team on **0333 220 2730**.



TRACK YOUR DELIVERIES

All you need is your order number and site postcode to check the status:

marshalls.co.uk/delivery-progress



DELIVERED

to your door

NATURAL STONE

PAVING

*For more detailed imagery
and colour options, please
visit [marshalls.co.uk/
gardens-and-driveways](https://www.marshalls.co.uk/gardens-and-driveways)*



SCOUTMOOR®


Exclusive British Yorkstone

This stunning, premium British Yorkstone features in many iconic and prestigious locations across the UK, including Trafalgar Square owing to its timeless style and impressive technical performance. Scoutmoor is predominantly blue/grey in colour with sweeping variable brown bands.

Scoutmoor Diamond Sawn

Design & Install By Botanica Garden Design, Wirral.

COLOUR OPTIONS



PROJECT PACK - 18m² coverage

600 x RL x 20

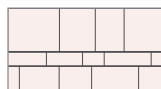
15 linear metres
per pack

400 x RL x 20

15 linear metres
per pack

200 x RL x 20

15 linear metres
per pack



IMPORTANT LAYING INFORMATION

- ✓ Sizes and coverage are actual and do not include joint width. **See pg 133** for specific installation guidelines.
- ✓ RL= Random length. This 18m² pack is made up of random length pieces between 300 - 900mm.



SAWN VERSURO®

Luxury natural stone with
an innovative finish

The Sawn Versuro collection is carefully hand selected from only the finest Indian Sandstone. This versatile range combines aspirational looks and performance with durability and elegance. Its innovative finish brings to life the charm and characteristics of this natural stone. Choose from a range of paving, walling, coping, edging and bullnose steps.



Sawn Versuro King Size Autumn Bronze Multi
Also shown: Sawn Versuro bespoke steps and bespoke circle
Design & Install by J & D Castle Chichester.



Sawn Versuro Antique Silver Multi
Also shown: Driveway Setts, Silver Birch

JUMBO SINGLE SIZE PACK

1210 x 1210 x 22

8
per pack
11.71m²
coverage

KING SIZE SINGLE SIZE PACKS

1260 x 760 x 22

14
per pack
13.41m²
coverage

1010 x 760 x 22

14
per pack
10.75m²
coverage

760 x 760 x 22

16
per pack
9.24m²
coverage

STANDARD SINGLE SIZE PACKS

855 x 570 x 22

35
per pack
17.06m²
coverage

570 x 570 x 22

60
per pack
19.49m²
coverage

570 x 285 x 22

120
per pack
19.49m²
coverage

LINEAR SINGLE SIZE PACKS


1210 x 310 x 22

25
per pack
9.38m²
coverage

1210 x 210 x 22

25
per pack
6.35m²
coverage

COLOUR OPTIONS



COMPLEMENTARY PRODUCTS



SAWN VERSURO WALLING
pg 97



BORDERS
pg 119



BULLNOSE STEPS
pg 111



BESPOKE
pg 16

IMPORTANT LAYING INFORMATION

- ✔ Sizes and coverage are those attained when laid with a 10mm joint. **See pg 133** for specific installation guidelines.
- ✔ Available via order select.



GRANITE ECLIPSE®

Luxurious granite stone

A modern and stylish patio paving with a lightly flamed surface texture means it is extremely slip-resistant and guarantees precision, durability and consistent good looks. Create a truly bespoke look by blending the wide range of different sizes and complementary colours.

Granite Eclipse Dark features natural veining throughout, giving beautiful character to this natural stone.



Granite Eclipse Dark

Also shown: Granite Eclipse, Light border, Summer Lawn, Drystack Veneer Walling
Design & Install by R & A Garden Landscapes Ltd, Birmingham.



Granite Eclipse Light

SINGLE SIZE PACKS

1212 x 606 x 30

16
per pack
11.75m²
coverage

909 x 606 x 25

25
per pack
13.77m²
coverage

606 x 606 x 25

50
per pack
18.36m²
coverage

606 x 303 x 25

100
per pack
18.36m²
coverage

806 x 206 x 25

30 per pack **4.98m²**
coverage

PROJECT PACK - 18.36m² coverage

606 x 606 x 25

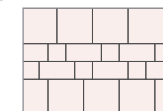
24
per pack

606 x 303 x 25


35
per pack

303 x 303 x 25

34
per pack



COLOUR OPTIONS



COMPLEMENTARY PRODUCTS



GRANITE ECLIPSE SETTS
pg 70



BULLNOSE STEPS
pg 111



BESPOKE
pg 16

IMPORTANT LAYING INFORMATION

- ✔ Sizes and coverage are those attained when laid with a 6mm joint. **See pg 133** for specific installation guidelines.
- ✔ Available via order select.



LAZARO® MARBLE

Classic elegance in iconic marble

This marble paving adds a timeless beauty to properties of all styles. The hallmark veining and white mottling of marble adds to the charm of this iconic stone and the gently tumbled finish promotes a subtle slip-resistant surface.



Lazaro Marble Pearl
Design & Install by Perfect Paving, Keston.

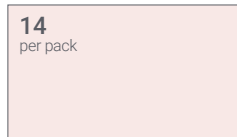
COLOUR OPTIONS



PROJECT PACK - 12.86m² coverage

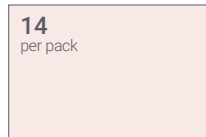
710 x 410 x 30

14
per pack



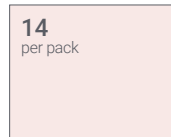
610 x 410 x 30

14
per pack




510 x 410 x 30

14
per pack



410 x 410 x 30

14
per pack



IMPORTANT LAYING INFORMATION

- ✓ Sizes and coverage are those attained when laid with a 10mm joint. **See pg 133** for specific installation guidelines.
- ✓ Not to be installed with Weatherpoint and not suitable for use around swimming pools.
- ✓ Available via order select.



FLAMED NARIAS®

Eye-catching and strong
natural sandstone

Our hand-selected, eye-catching Indian Sandstone is precision saw cut and flame treated to enhance the distinct character and enrich the natural colour of the stone. Finished with a sleek sawn edge, the flaming process also provides a rugged surface texture, which is gently softened with a light brushing.

Flamed Narias Silver Birch Multi

Design & Install by IJS Contracting, St Neots.

COLOUR OPTIONS



PROJECT PACK - 14.02m² coverage

785 x 460 x 22

12
per pack

685 x 460 x 22

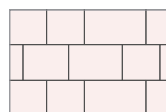
12
per pack

585 x 460 x 22

12
per pack

485 x 460 x 22

12
per pack



IMPORTANT LAYING INFORMATION

- ✓ Sizes and coverage are those attained when laid with a 10mm joint. **See pg 133** for specific installation guidelines.
- ✓ Available via order select.



ANTIQUÉ ALVERNO®

Premium antiqued natural stone

An ethically sourced natural stone paving, which is specially processed to achieve a subtly distressed riven finish with soft, timework edges. Unlike many similarly priced natural stone paving products, Antique Alverno is carefully hand-selected to ensure consistent colour.



Antique Alverno
Silver Birch Multi

COLOUR OPTIONS



AUTUMN BRONZE MULTI



GOLDEN SAND MULTI



SILVER BIRCH MULTI

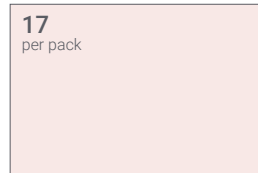


SILVER LIMESTONE MULTI

PROJECT PACK - 18.28m² coverage

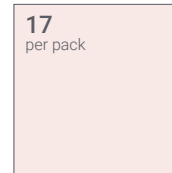
855 x 570 x 22

17
per pack



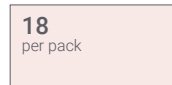
570 x 570 x 22

17
per pack



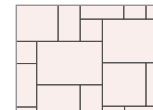
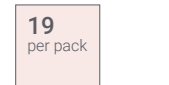
570 x 285 x 22

18
per pack



285 x 285 x 22

19
per pack



IMPORTANT LAYING INFORMATION

- ✓ Sizes and coverage are those attained when laid with a 10mm joint. See pg 133 for specific installation guidelines.



CASARTA SLATE®

Premium, tactile and durable
Brazilian slate

A beautiful large format, high quality slate from Brazil which imparts a luxurious contemporary look. This naturally clean splitting slate has a gentle riven surface texture and is hand selected for colour consistency. To create a complete look, add co-ordinating steps.

Casarta Slate Silver Grey

Also shown: Sawn Versuro Walling and Copings, Silver Multi
Design & Install by All Seasons Landscapes, Stockton-on-Tees.

COLOUR OPTIONS



SINGLE SIZE PACKS

810 x 810 x 20

25
per pack
16.4m²
coverage

810 x 405 x 20

50
per pack
16.4m²
coverage

405 x 405 x 20

100
per pack
16.4m²
coverage

PROJECT PACK - 18.61m² coverage

610 x 610 x 20

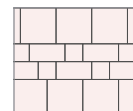
24
per pack

610 x 305 x 20

35
per pack

305 x 305 x 20

34
per pack



IMPORTANT LAYING INFORMATION

- ✓ Sizes and coverage are those attained when laid with a 10mm joint. **See pg 133** for specific installation guidelines.
- ✓ Available via order select.



TOWNGATE®

Characterful range of sawn sandstone


This value range of sawn sandstone still provides the charm and character of natural stone, is ethically sourced and covered by the Marshalls Stone Standard. Towngate is loosely colour selected, resulting in a more random colour variation once installed.



Towngate Brown Multi



COLOUR OPTIONS



SINGLE SIZE PACKS

915 x 610 x 18
37
 per pack
20.65m²
 coverage

610 x 610 x 18
64
 per pack
23.81m²
 coverage

610 x 305 x 18
128
 per pack
23.81m²
 coverage


PROJECT PACK - 20.93m² coverage

915 x 610 x 18
17
 per pack

610 x 610 x 18
17
 per pack

610 x 305 x 18
18
 per pack

305 x 305 x 18
19
 per pack



IMPORTANT LAYING INFORMATION

- ✓ Sizes and coverage are those attained when laid with a 10mm joint. **See pg 133** for specific installation guidelines.
- ✓ Available via order select.



NATURAL SLATE

Traditional slate with a modern blue twist

The beautiful riven surface of this slate is achieved during the natural splitting process, which is expertly done by skilled stonemasons. The rich aesthetic make this a striking paving choice.



Natural Slate

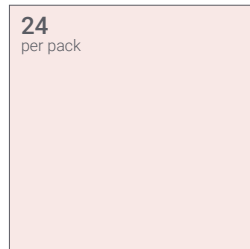
COLOUR OPTION



PROJECT PACK - 15.63m² coverage

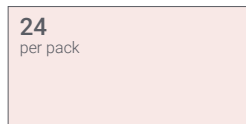
610 x 610 x *

24
per pack



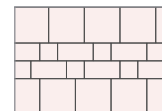
610 x 305 x *

24
per pack



305 x 305 x *

24
per pack



*Due to natural splitting surface, thickness is between 18-24mm.

COMPLEMENTARY PRODUCTS



DRYSTACK WALLING
pg 101

IMPORTANT LAYING INFORMATION

- ✓ Sizes and coverage are those attained when laid with a 10mm joint. **See pg 133** for specific installation guidelines.
- ✓ Available via order select.



ALVANLEY® PAVERS

A versatile sandstone paver

These sandstone pavers offer technically superior performance and provide a unique and luxurious finish to any space. Designed for patios, paths or for detailing edgings with a subtle blend of colour variation and tumbled edges.

Alvanley Pavers Silver Blend

Also shown: SYMPHONY Urban, Steel

Design & Install by Signature Landscapes Design & Build, Altrincham.

COLOUR OPTIONS



SINGLE SIZE PACK

305 x 105 x 22

600
per pack
19.22m²
coverage

COMPLEMENTARY PRODUCTS



SAWN VERSURO
pg 20



SYMPHONY URBAN
pg 46

IMPORTANT LAYING INFORMATION

- ✓ Sizes and coverage are those attained when laid with a 5mm joint. **See pg 133** for specific installation guidelines.
 - ✓ Available via order select.
- Alvanley Pavers should not be installed as a driveway application.



SYLVERN®

Superb, durable limestone

This limestone provides a warm grey colour with diverse tones and unique character that can only be found in natural stone. The naturally split surface is subject to a secondary process that provides an attractive clean finish, this coupled with crisp sawn edges is what lends this product to both traditional and contemporary designs.



COLOUR OPTION



SINGLE SIZE PACKS

915 x 610 x 22

30
per pack
16.74m²
coverage

610 x 610 x 22

30
per pack
11.16m²
coverage

PROJECT PACKS - 16.93m² coverage

915 x 610 x 22

14
per pack

610 x 610 x 22

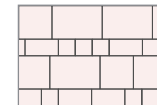
14
per pack

610 x 305 x 22

14
per pack

305 x 305 x 22

14
per pack



IMPORTANT LAYING INFORMATION

- ✓ Sizes and coverage are those attained when laid with a 10mm joint. **See pg 133** for specific installation guidelines.
- ✓ Limestone paving is susceptible to the elements and as a result will fade over time.
- ✓ Available via order select.




LIMESTONE ALURI®

Naturally textured limestone

The beautiful, natural texture of ethically sourced Limestone Aluri creates a truly unique finish in any setting. The lightly riven, even texture combined with its extreme durability is the ideal choice for family friendly gardens.

Limestone Aluri Silver

COLOUR OPTIONS



SINGLE SIZE PACKS - Charcoal, Silver

915 x 610 x 22

30
per pack
16.74m²
coverage

610 x 610 x 22

30
per pack
11.16m²
coverage

PROJECT PACK - 16.93m² coverage

915 x 610 x 22

14
per pack

610 x 610 x 22

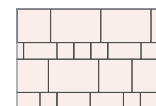
14
per pack

610 x 305 x 22

14
per pack

305 x 305 x 22

14
per pack



IMPORTANT LAYING INFORMATION

- ✓ Sizes and coverage are those attained when laid with a 10mm joint. **See pg 133** for specific installation guidelines.
- ✓ Limestone paving is susceptible to the elements and as a result will fade over time.
- ✓ Available via order select.



INDIAN SANDSTONE RIVEN

Value sandstone paving

Available in three natural colour variations, our ethically sourced Indian Sandstone is a technically robust yet affordable paving that has been hand selected to give a rustic finish which suits just about any residential setting. For a traditional finish, add the circle kit to complete your project.



Indian Sandstone Riven Brown Multi
Design & Install by P & K Landscape & Building Solutions, Haddington.

COLOUR OPTIONS



SINGLE SIZE PACKS

1140 x 570 x 18

35
per pack
22.74m²
coverage

855 x 570 x 18

45
per pack
21.93m²
coverage

570 x 570 x 18

70
per pack
22.74m²
coverage

570 x 285 x 18

140
per pack
22.74m²
coverage

PROJECT PACK - 20.96m² coverage

855 x 570 x 18

18
per pack

570 x 570 x 18


22
per pack

570 x 285 x 18

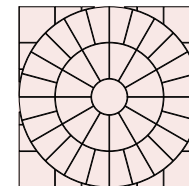
22
per pack

285 x 285 x 18

18
per pack



2 RING CIRCLE PACK - 6.33m² coverage*



2840mm dia,
37 items per pack

*1 centre stone,
12 inner ring,
24 outer ring.

IMPORTANT LAYING INFORMATION

- ✓ Sizes and coverage are those attained when laid with a 10mm joint. See pg 133 for specific installation guidelines.



PORCELAIN PAVING

*For more detailed imagery
and colour options, please
visit [marshalls.co.uk/
gardens-and-driveways](https://www.marshalls.co.uk/gardens-and-driveways)*

Motus Grey

SYMPHONY[®] PLUS PLANKS

Wooden plank effect design

The SYMPHONY Plus Planks range combines the benefits of using a porcelain product to achieve a timber deck aesthetic with ease of installation. The realistic natural wood designs and colours will create a stunning look that can blend seamlessly from external to internal designs.



SYMPHONY Plus Planks Sherwood

COLOUR OPTIONS



HOW IT WORKS

10mm porcelain
30mm concrete

SINGLE SIZE PACK

1200 x 300 x 40

30
per pack

10.79m²
coverage

IMPORTANT LAYING INFORMATION

- ✓ Sizes and coverage quoted are based on working dimensions, attained with a 5-8mm joint.
- ✓ This product comes with specific installation guidelines. See pg 133 for additional product notes.
- ✓ Available via order select.



SYMPHONY® PLUS URBAN

Industrial aesthetics and
colours for all designs

Purposefully chosen to suit a more contemporary setting, with the added benefit of quick and simple installation. The colours, size and distinctive design of the urban range are ideal for those wanting to create a modern look.

SYMPHONY Plus Putty

COLOUR OPTIONS



SINGLE SIZE PACK

800 x 800 x 40

15
per pack
9.62m²
coverage

IMPORTANT LAYING INFORMATION

- ✓ Sizes and coverage quoted are based on working dimensions, attained with a 5-8mm joint.
- ✓ This product comes with specific installation guidelines. See pg 134 for additional product notes.
- ✓ Available via order select.



SYMPHONY[®] PLUS NATURAL

Low maintenance
natural stone look

Three individual cool grey colours each with aesthetics representative of beautiful natural stone. The two sizes available will allow this range to be used in a multitude of designs.



SYMPHONY Plus Natural Mist

COLOUR OPTIONS



HOW IT WORKS

10mm porcelain
30mm concrete

SINGLE SIZE PACKS

1200 x 600 x 40

15
per pack
10.79m²
coverage

600 x 600 x 40

28
per pack
10.07m²
coverage

IMPORTANT LAYING INFORMATION

- ✓ Sizes and coverage quoted are based on working dimensions, attained with a 5-8mm joint.
- ✓ This product comes with specific installation guidelines. See pg 133 for additional product notes.
- ✓ Available via order select.





SYMPHONY[®] PLUS CLASSIC

Classic design to suit all projects

SYMPHONY Plus Classic Stone Dark Grey

The classic range is comprised of three popular colours and one traditional size, combined with innovation and engineered to be laid on sand for ease of installation. The design detail of the porcelain tile and plan size of this range have been selected to allow for both contemporary and traditional designs.

COLOUR OPTIONS



HOW IT WORKS
10mm porcelain
30mm concrete

SINGLE SIZE PACK

600 x 600 x 40

28
per pack
10.07m²
coverage

IMPORTANT LAYING INFORMATION

- ✓ Sizes and coverage quoted are based on working dimensions, attained with a 5-8mm joint.
- ✓ This product comes with specific installation guidelines. See pg 133 for additional product notes.
- ✓ Available via order select.



SYMPHONY® ELEMENTS CORTEN


Authentic colour tones to
create original designs

Purposely selected for their bold aesthetics, SYMPHONY Elements combines the beauty of authentic metals with the long-lasting benefits of porcelain. The Corten collection replicates metals which have been exposed to the elements, highlighting their weathered texture and blend of shimmering colour.



SYMPHONY Corten Copper

COLOUR OPTIONS



SINGLE SIZE PACK

1000 x 500 x 20

36
per pack
17.82m²
coverage

IMPORTANT LAYING INFORMATION

- ✓ Sizes and coverage quoted are based on working dimensions, attained with a 5-8mm joint. **See pg 134** for additional product notes.
- ✓ Each pack comes with the right amount of jointing compound.
- ✓ Available via order select.






SYMPHONY® ELEMENTS METALLIC

Luxurious finishes to create striking designs

SYMPHONY Elements Metallic Brown & Teal

Inspired by the latest colour trends, these paving slabs offer a contemporary design due to the embodiment of gleaming metal. Watch your patio subtly change shade throughout the day, as the natural light reflects from the surface.

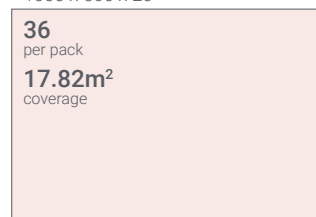
COLOUR OPTIONS



SINGLE SIZE PACK

1000 x 500 x 20

36
per pack
17.82m²
coverage



IMPORTANT LAYING INFORMATION

- ✓ Sizes and coverage quoted are based on working dimensions, attained with a 5-8mm joint. **See pg 134** for additional product notes.
- ✓ Each pack comes with the right amount of jointing compound.
- ✓ Available via order select.



SYMPHONY® MATTE

A unique matte finish

Another range inspired by the current trends, the unique aesthetic of SYMPHONY Matte allows you to create a stylish design for your patio. Create stunning step risers, pathways or intricate borders, by combining solid colours with decorative tiles.




SYMPHONY Matte Deco & Carbon



SYMPHONY Matte Cream & Botanic

COLOUR OPTIONS



SINGLE SIZE PACK

1000 x 500 x 20

36
per pack
17.82m²
coverage

IMPORTANT LAYING INFORMATION

- ✓ Sizes and coverage quoted are based on working dimensions, attained with a 5-8mm joint. See pg 134 for additional product notes.
- ✓ Each pack comes with the right amount of jointing compound.
- ✓ Available via order select.



SYMPHONY® PLANKS

A soft wooden plank look

All the aesthetic benefits of timber decking with none of the associated performance issues, SYMPHONY Planks Paving will not rot or splinter. Excellent slip-resistant performance and a high resistance to moss and algae growth means it is an attractive and long lasting solution.





COLOUR OPTIONS



SINGLE SIZE PACKS

1200 x 300 x 20

48
per pack
17.28m²
coverage

1200 x 200 x 20

90
per pack

21.6m²
coverage

IMPORTANT LAYING INFORMATION

- ✓ Sizes and coverage quoted are based on working dimensions, attained with a 5-8mm joint. **See pg 134** for additional product notes.
- ✓ Each pack comes with the right amount of jointing compound.
- ✓ Available via order select.



SYMPHONY[®] URBAN


A striking industrial-look
porcelain paving

Designed to create an industrial and contemporary look, marrying modern design and sizes alongside the benefits of our classic porcelain paving. SYMPHONY Urban guarantees to provide a wow factor wherever it is used.



SYMPHONY Urban Ash
Design & Install by A Dunlop Landscapes, Prestwick.

COLOUR OPTIONS



SINGLE SIZE PACK

800 x 800 x 20

26
per pack
16.64m²
coverage

IMPORTANT LAYING INFORMATION

- ✔ Sizes and coverage quoted are based on working dimensions, attained with a 5-8mm joint. **See pg 134** for additional product notes.
- ✔ Each pack comes with the right amount of jointing compound.
- ✔ Available via order select.



SYMPHONY® NATURAL

Capturing the characteristics
of natural stone

SYMPHONY Natural Copper
Design & Install by Harpenden Block Paving Co, Harpenden.

The SYMPHONY Natural range offers designs that capture characteristics of natural stone, whilst boasting the benefits of a porcelain tile. This paving is perfect to use in those more shaded areas where natural stone may not be as well suited.

COLOUR OPTIONS



SINGLE SIZE PACKS

1200 x 600 x 20

26
per pack
18.72m²
coverage

Ivory, Copper

900 x 600 x 20

40
per pack
21.60m²
coverage

Senna

600 x 600 x 20

64
per pack
23.04m²
coverage

PROJECT PACK - 16.89m² coverage - Senna, Copper

900 x 600 x 20

13
per pack

600 x 600 x 20

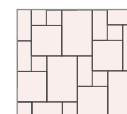
18
per pack

600 x 300 x 20

9
per pack

300 x 300 x 20

19
per pack



IMPORTANT LAYING INFORMATION

- ✓ Sizes and coverage quoted are based on working dimensions, attained with a 5-8mm joint. **See pg 134** for additional product notes.
- ✓ Each pack comes with the right amount of jointing compound.
- ✓ Available via order select.



SYMPHONY® CLASSIC

Eye-catching elegant
porcelain paving

The classic range is available in five contemporary colours, each with slight tonal variations giving a trendy, unique appearance. A selection of co-ordinated paving tile sizes are available, allowing for a variety of laying patterns to be achieved.



SYMPHONY Classic Barley

Also shown: Feature band and Pathway in SYMPHONY Planks. Top border, Natural Stone Setts, Sawn & Tumbled
Design & Install by Garden TLC Ltd, Oldham.



COLOUR OPTIONS



SINGLE SIZE PACKS

1200 x 600 x 20

26
per pack
18.72m²
coverage

Barley, Blauw, Blue

600 x 600 x 20

64
per pack
23.04m²
coverage

Barley, Buff,
Grey, Blauw,
Blue

BETA PROJECT PACK

- 16.16m² coverage
- Buff

800 x 800 x 20

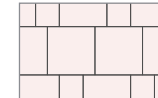
14
per pack

800 x 400 x 20

15
per pack

400 x 400 x 20

15
per pack



SIGMA PROJECT PACK

- 16.89m² coverage
- Barley, Blauw, Blue

900 x 600 x 20

13
per pack

600 x 600 x 20

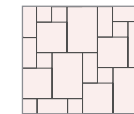
18
per pack

600 x 300 x 20

9
per pack

300 x 300 x 20

19
per pack



IMPORTANT LAYING INFORMATION

- ✓ Sizes and coverage quoted are based on working dimensions, attained with a 5-8mm joint. **See pg 134** for specific installation guidelines.
- ✓ Each pack comes with the right amount of jointing compound.
- ✓ Available via order select.



SYMPHONY[®] LAPIS

Terrazzo inspired design

Boasting all of the beauty of classic sedimentary stone, typically found within the Italian Lombardy region, SYMPHONY Lapis combines a prestigious look and feel with all of the benefits of a modern, low maintenance porcelain paving.



SYMPHONY Lapis Anthracite & Grey

COLOUR OPTIONS



SINGLE SIZE PACK

800 x 800 x 20

45
per pack
28.8m²
coverage

IMPORTANT LAYING INFORMATION

- ✓ Sizes and coverage quoted are based on working dimensions, attained with a 5-8mm joint. **See pg 134** for additional product notes.
- ✓ Each pack comes with the right amount of jointing compound.
- ✓ Available via order select.



MOTUS


Taking inspiration from the aesthetics of natural stone



Motus Graphite

This modern porcelain range provides an understated elegance whilst maintaining the charm of natural stone. Easy to maintain and with exceptional strength, Motus is ideal for a calming yet chic outdoor space.

COLOUR OPTIONS



SINGLE SIZE PACKS

1200 x 600 x 20

30
per pack
21.6m²
coverage

600 x 600 x 20

64
per pack
23.04m²
coverage

IMPORTANT LAYING INFORMATION

- ✓ Sizes and coverage quoted are based on working dimensions, attained with a 5-8mm joint. See pg 134 for additional product notes.
- ✓ Available via order select.



ARDARA

Contemporary architectural style

This large format paving has been produced using high quality raw materials to re-create that polished concrete look. Technically very strong and hard wearing, with extremely low water absorption, Ardara provides a simple but stylish feel to any space.



Ardara Grey

COLOUR OPTIONS



SINGLE SIZE PACKS

1200 x 600 x 20

34
per pack
24.48m²
coverage

IMPORTANT LAYING INFORMATION

- ✓ Sizes and coverage quoted are based on working dimensions, attained with a 5-8mm joint. **See pg 134** for additional product notes.
- ✓ Available via order select.



ARRENTO®

A collection of contemporary colour tones



Arrento Silver

Design & Install by All Seasons Landscape, Stockton-on-Tees.

This elegant paving exhibits class leading strength and technical ability beneath its elegant designs. Arrento porcelain is exceedingly practical requiring minimal maintenance as it absorbs little or no moisture, offering few opportunities for moss and algae growth.

COLOUR OPTIONS



SINGLE SIZE PACKS

900 x 600 x 20

48
per pack
25.92m²
coverage

600 x 600 x 20

64
per pack
23.04m²
coverage

Cream, Silver, Grey, Black

PROJECT PACK - 15.12m² coverage

600 x 600 x 20


24
per pack

500 x 300 x 20

24
per pack

300 x 300 x 20

24
per pack



IMPORTANT LAYING INFORMATION

- ✔ Sizes and coverage quoted are based on working dimensions, attained with a 5-8mm joint. **See pg 134** for additional product notes.
- ✔ Available via order select.



CONCRETE PAVING

*For more detailed imagery
and colour options, please
visit [marshalls.co.uk/
gardens-and-driveways](https://www.marshalls.co.uk/gardens-and-driveways)*




WOODSTONE®

All the beauty of real wood replicated in durable concrete

Woodstone is almost indistinguishable from genuine old timber, offering a sought-after weathered appearance of real timber, that will never rot, warp or splinter. Made from high-strength concrete, Woodstone lends itself to natural settings where other paving may look intrusive.

COLOUR OPTIONS



SINGLE SIZE PLANK PACKS

900 x 225 x 50

40
per pack

8.1m²
coverage

675 x 225 x 50

40
per pack

6.0m²
coverage

SINGLE SIZE STEPPING STONE LOGS

60
per pack

300-450mm dia x 40-75

IMPORTANT LAYING INFORMATION

- ✓ Sizes and coverage are actual and do not include joint width. **See pg 134** for specific installation guidelines.
- ✓ Available via order select.



ARGENT®

Stylish granite alternative

Contemporary chic paving that brings together an attractive blend of high quality granite aggregates to create a smart, sophisticated and modern finish. Ideal for creating a host of geometric patio patterns, with a full range of co-ordinating hard landscaping products for the perfect finish.



Argent Smooth Luna

COLOUR OPTIONS



SINGLE SIZE PACKS

600 x 600 x 38

25
per pack
9.0m²
coverage

600 x 450 x 38

25
per pack
6.8m²
coverage

450 x 450 x 38

56
per pack
11.3m²
coverage

400 x 400 x 38

60
per pack
9.6m²
coverage

600 x 200 x 38

25 **3.0m²**
per pack coverage

IMPORTANT LAYING INFORMATION

- ✓ Sizes and coverage are actual and do not include joint width. **See pg 134** for specific installation guidelines.
- ✓ Available via order select.





HERITAGE®

Elegant riven sandstone alternative

Heritage is cast from split stone flags with mason fettled edges. Versatile and elegant, this range offers a popular and attractive riven paving choice, with all the charm of genuine newly quarried Yorkstone.

Heritage Calder Brown
Also shown: Heritage Coping

COLOUR OPTIONS



SINGLE SIZE PACKS

600 x 600 x 38

22
per pack
7.9m²
coverage

600 x 450 x 38

22
per pack
5.9m²
coverage

450 x 450 x 38

44
per pack
8.9m²
coverage

600 x 300 x 38

44
per pack
7.9m²
coverage

300 x 300 x 38

44
per pack
4.0m²
coverage

IMPORTANT LAYING INFORMATION

- ✓ Sizes and coverage are actual and do not include joint width. **See pg 134** for specific installation guidelines.
- ✓ Available via order select.



PERFECTA®

Blended with hard Yorkstone aggregates for a smooth finish

Offering a smooth, ground terrazzo look at an affordable price. Perfecta is designed to complement all property styles, featuring visible Yorkstone aggregates with a smooth finish and chamfered edge.



Perfecta Buff

Design & Install by Exotic Landscapes Ltd, Bracknell.

COLOUR OPTIONS



SINGLE SIZE PACKS

500 x 600 x 35

30
per pack
10.8m²
coverage

450 x 450 x 35

60
per pack
12.2m²
coverage

COMPLEMENTARY PRODUCTS



SAXON COPING
pg 109



MARSHALITE WALLING
pg 105

IMPORTANT LAYING INFORMATION

- ✓ Sizes and coverage are actual and do not include joint width. **See pg 134** for specific installation guidelines.
- ✓ Available via order select.




FIREDSTONE®

Hand-crafted flagstone alternative

Stylish and versatile paving, moulded from original flame treated and hand crafted flagstones. With an attractive colour palette and a light, tactile texture, Firedstone is designed to brighten and enhance even the shadiest of garden spaces.

Firedstone Autumn

COLOUR OPTIONS



SINGLE SIZE PACKS

600 x 600 x 38

22
per pack
7.9m²
coverage

600 x 300 x 38

44
per pack
7.9m²
coverage

300 x 300 x 38

44
per pack
4.0m²
coverage

PROJECT PACK - 5m² coverage

600 x 600 x 38

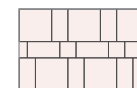
8
per pack

600 x 300 x 38

10
per pack

300 x 300 x 38

4
per pack



IMPORTANT LAYING INFORMATION

- ✓ Sizes and coverage are actual and do not include joint width. **See pg 134** for specific installation guidelines.
- ✓ Available via order select.



SAXON®

A trusted favourite for everyday living

Combines the functionality and durability of concrete paving with a distinctive and hardwearing textured finish. Using a blend of Yorkstone aggregate the practical, textured non-slip surface of Saxon is a popular choice with families UK wide.



Saxon Buff

COLOUR OPTIONS



SINGLE SIZE PACKS

600 x 600 x 35

30
per pack
10.8m²
coverage

450 x 450 x 35

60
per pack
12.2m²
coverage

600 x 300 x 35

30
per pack
5.4m²
coverage

300 x 300 x 35

60
per pack
5.4m²
coverage

IMPORTANT LAYING INFORMATION

- ✓ Sizes and coverage are actual and do not include joint width. **See pg 134** for specific installation guidelines.
- ✓ Available via order select.



TEXTURED UTILITY

Practical option for those understated areas

The ideal paving for practical areas around the home. This budget choice is hardwearing with a textured finish that adds character and slip resistance to properties.

Textured Utility Charcoal

COLOUR OPTIONS



SINGLE SIZE PACK

600 x 600 x 32


30
per pack
10.79m²
coverage

450 x 450 x 32

64
per pack
13m²
coverage

IMPORTANT LAYING INFORMATION

- ✓ Sizes and coverage are actual and do not include joint width. **See pg 134** for specific installation guidelines.
- ✓ Available via order select.



UTILITY

No nonsense utility paving

Utility paving offers a hardwearing and effective solution when basic paving is all that is required. Available in two surface finishes; Pendle has a riven profile, whilst Richmond has a flat, pimple surface.

Utility paving is not suitable for decorative areas.



Utility Pendle, Buff

COLOUR OPTIONS



SINGLE SIZE PACKS

600 x 600 x 38

25
per pack

9m²
coverage

450 x 450 x 32

60
per pack

13m²
coverage

IMPORTANT LAYING INFORMATION

- ✓ Sizes and coverage are actual and do not include joint width. **See pg 134** for specific installation guidelines.
- ✓ Available via order select.

