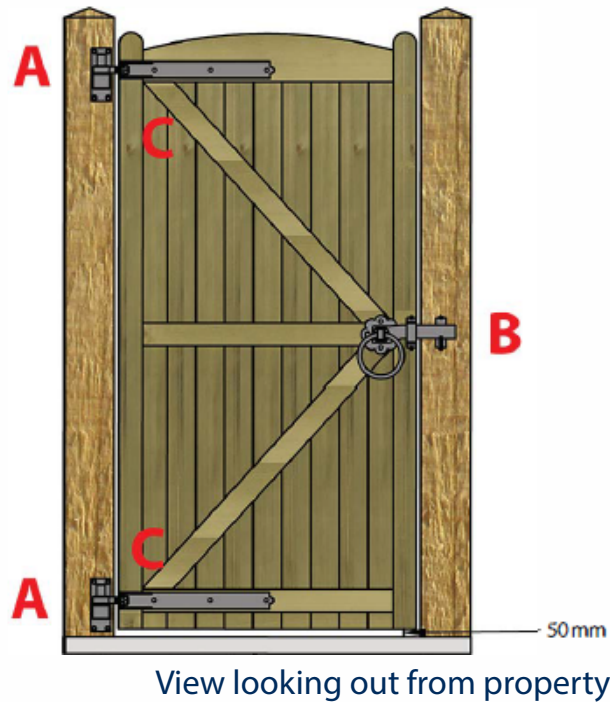


SIDE GATE/GARDEN GATE HUNG BETWEEN POSTS



CHARLTONS
QUALITY INGRAINED
GATES AND FENCING



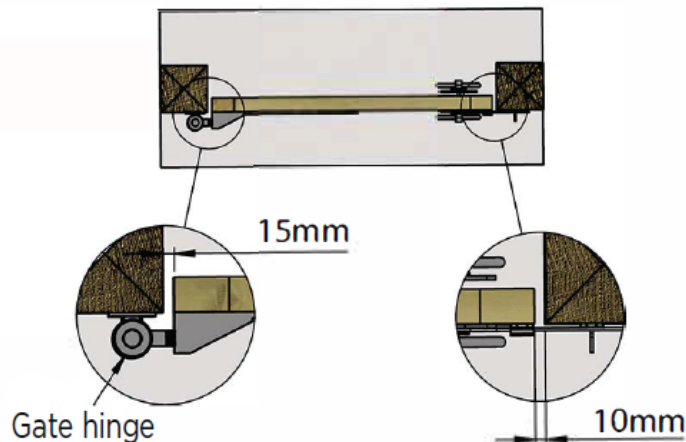
A = One way adjustable band & hook pin on plate hinge set

B = Ring latch

C = Hanging

Sizes given are quoted using the fittings supplied by Charltons and are a guide only.

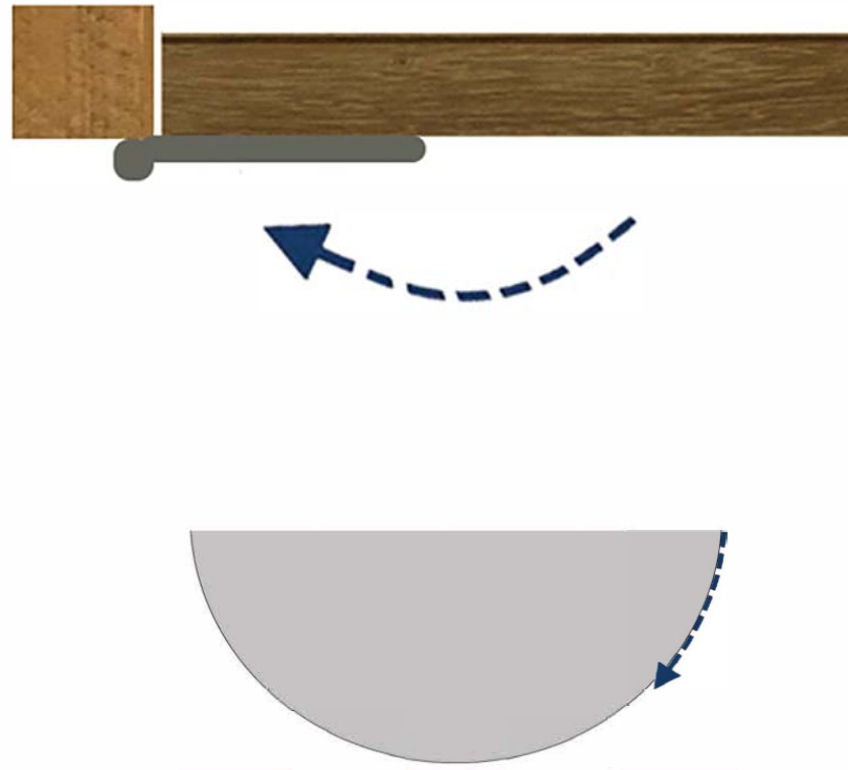
Top view



Charltons Pedestrian Gate range are universal hang i.e. can be hung from either side.

However, ideally on taller & heavier gate hinges should be placed on the side with both braces in the corners (C) for maximum support of the gate.

Gate will open 180° assuming no obstruction



Property side

Fittings



One way adjustable band
& hook hinge set



Ring latch

Gate post recommendations

| Gate Width | Gate Height | Minimum Post Recommended |
|-----------------------------|----------------------------------|-------------------------------------|
| 3'0" - 915mm to 3'6" 1.067m | 3'6" (1.067m) to 4'0" - (1.220m) | 7' x 4" x 4" - 1.8m x 100mm x 100mm |
| | 5'0" (1.525m- 6'0" - 1.830m | 8' x 4" x 4" - 2.4m x 100mm x 100mm |

Treatment

Pressure treatment protects the timber against wood rot and insect attack. These treatments do not provide all round protection against weathering. The elements and UV rays will slowly degrade the effectiveness of the pressure treatment. We therefore recommend that all planed timber gates are treated with a modern UV Oil.

For more information please visit www.charltonsgates.com/timber-treatment-gate-care/