

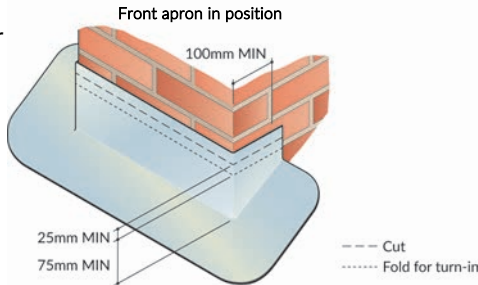


## Chimney flashings

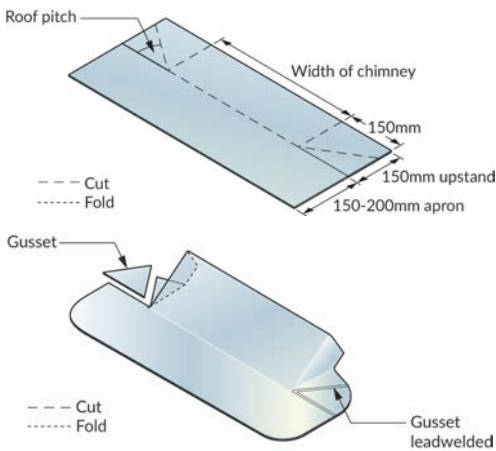
### A. Bossed apron

Edge clipped to suit exposure using Copper Strip or Permastrip.

Use Hall Clips at 450mm centres.



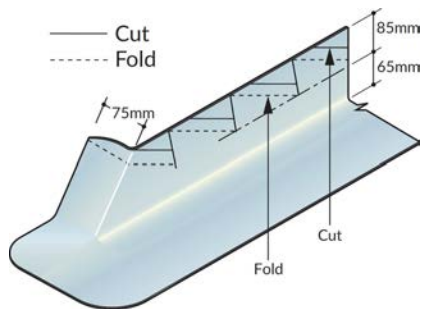
### B. Welded apron



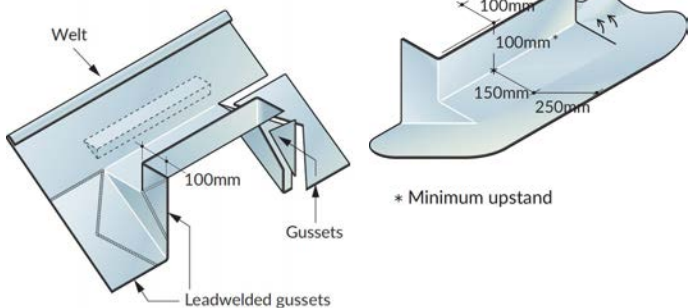
### C. Side flashing

Varies to suit type of slate or tile.

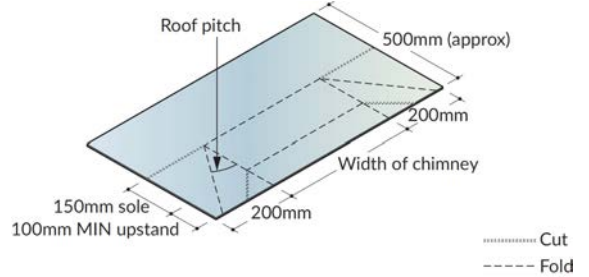
Mark the steps out to suit the joints in brickwork.



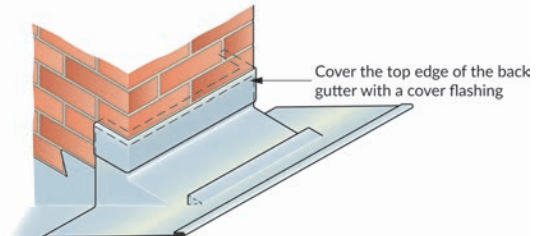
### D. Bossed back gutter



### E. Welded back gutter



### F. Back gutter fixed

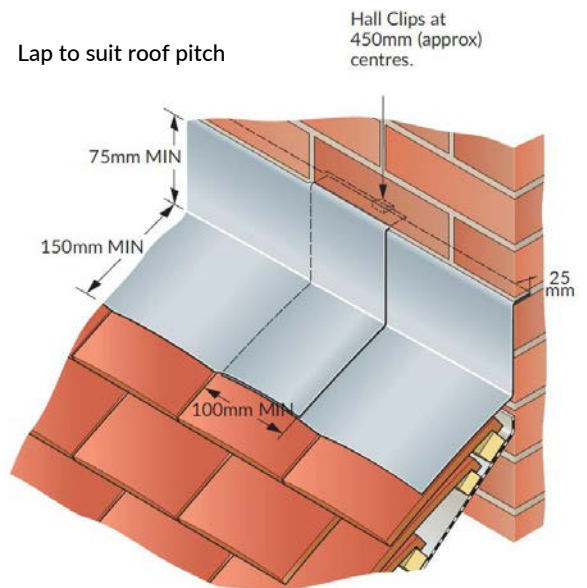


Use Hall Clips at 450mm centres.  
Minimum 3 Hall Clips.

## Apron flashings

### A. Apron flashing over slates or tiles

Lap to suit roof pitch



Edges clipped to suit exposure. Use Copper strip or Permastrip.  
No flashing piece to exceed 1.5m in length.

