




A R C H I T E C T U R A L  
C O L L E C T I O N

dēanta  
ARCHITECTURAL



**C O N T E N T S**

P. 4 - 5	ORDERING
P. 6 - 7	INFORMATION
P. 8 - 23	FLUSH DOORS
P. 24 - 41	FEATURE DOORS
P. 42 - 47	SKIRTING & ARCHITRAVE
P. 48 - 49	DOOR LINING SETS
P. 50 - 51	FIRE, SMOKE & ACOUSTIC SEALS
P. 52 - 56	GLAZING
P. 57	OUR DOORS
P. 58 - 59	DOOR CARE
P. 60 - 61	SUSTAINABILITY

J  
A  
R  
G  
O  
N  
B  
U  
S  
T  
E  
R  
DELIVERY CHARGES

Small Order Value	Surcharge	Minimum Order Value
England & Wales	£50	£300
Scotland	£62.50	£300

Delivery Surcharge	
Direct to Site	£50 charge per delivery (one call off, one delivery)
Timed Delivery	Please call our office for pricing

All of our doors have an 8 - 10 week lead time except for the stocked items as marked on the product pages.

- 

**FD30 Fire Doors**  
An FD30 fire door is rated to give 30 minutes of fire protection. All FD30 doors are Certifire-approved.
- 

**FD60 Fire Doors**  
An FD60 fire door is rated to give 60 minutes of fire protection.
- 

**Acoustic Tested**  
All doors are compliant with building regulations and received a minimum of 33dB.
- 

**Access Doors**  
These door sizes are wheelchair accessible.
- 

**30M & 60M Fire Glazing**  
All of our FD30 and the majority of our FD60 fire doors can be fitted with Déanta fire-rated glass. 
- 

**Warranty**  
We offer a limited ten year warranty on all our doors.
- 

**Certifire**  
Certifire is a UKAS accredited, independent third-party product certification scheme operated by Warringtonfire Testing and Certification Limited. FD30 doors certified to the Certifire scheme are clearly identified as such on each product page.




#### CHOOSE YOUR DOOR

Select from a multitude of veneer options in numerous sizes. All doors are available in standard 35mm, 44mm (FD30) and 54mm (FD60).

#### CHOOSE YOUR APERTURE OPTION

With twelve aperture options to choose from, customising your door is a simple process.



#### CHOOSE YOUR GLAZING TYPE

Choose from standard non fire-rated glass to 30M and 60M fire-rated with satin and wired options.



#### SELECT ADD-ONS

With an array of door lining sets, a range of skirting and architrave, as well as acoustic, fire and smoke seals, these finishing touches complete the selection process.



## ORDERING SIMPLIFIED

We understand that each customer is unique, with differing requirements, specifications and tastes.

Our latest Architectural range offers our customers an extensive choice of internal doors, aperture options and glazing types providing maximum flexibility when creating their ideal door.

To make selecting the desired door as simple as possible we have developed a streamlined four-step guide designed to ensure a quick and efficient process.

All customisations to our doors - aperture cutting and glass fitting - are completed in our very own specialist Joinery & Glazing Centre in Cambridgeshire. This service allows us to significantly cut down the lead time for glazing, ensuring that project deadlines are met and the product is delivered with the exceptional quality that our customers have come to expect from Déanta.



## CHOOSE DEANTA QUALITY

As one of the UK's leading internal door manufacturers, Déanta delivers outstanding quality and original design throughout the UK.

We bring together our expertise in door manufacturing with our creative insights to bring design to life.

We want to ensure all of our doors are of the highest quality so we only use hand-picked veneers from North America.

All of our prefinished oak, walnut and ash veneers are FSC® certified and feature solid cores, so you can ensure you are buying the best by choosing Déanta.

Customer service sits at the heart of everything we do. At Déanta we believe in developing long term trusted relationships with our customers.

From the initial order through to delivery, our commitment to quality and service excellence is our priority.

déanta

F L U S H   D O O R S



S I M P L I C I T Y   D E F I N E D



FEATURED DOOR: OAK APERTURE OPTION: OPTION 7 SKIRTING & ARCHITRAVE: HALF SPLAYED



### Flush Oak

F200

#### Features

- ▶ Solid core
- ▶ Hand-picked American white oak veneer
- ▶ Closed grain finish
- ▶ Prefinished 35% gloss
- ▶ Solid lippings on all edges
- ▶ FSC® certified

#### Suggested Add-Ons



Half Splayed

FD30 fire frame



IMPERIAL SIZES				FD30 CERTIFIRE	FD60	STOCKED
(MM)	35	44	54			
914 x 1981	£132	£141	£275			
864 x 1981	£132	£141	£275			
838 x 1981	£124	£131	£259			
813 x 2032	£124	£131	£259			
762 x 1981	£117	£123	£245			
711 x 1981	£117	£123	£245			
686 x 1981	£117	£123	£245			
610 x 1981	£117	£123	£245			
533 x 1981	£117	£123	£245			
457 x 1981	£117	£123	£245			

METRIC SIZES				FD30 CERTIFIRE	FD60	
(MM)	40	44	54			
926 x 2040	£145	£144	£284			
826 x 2040	£135	£133	£262			
726 x 2040	£124	£122	£243			
626 x 2040	£124	£122	£243			
526 x 2040	£124	£122	£243			
426 x 2040	£124	£122	£243			





**Flush Walnut**

F200

**Features**

- ▶ Solid core
- ▶ Hand-picked American black walnut veneer
- ▶ Closed grain finish
- ▶ Prefinished 45% gloss
- ▶ Solid lippings on all edges
- ▶ FSC® certified

**Suggested Add-Ons**



Shaker

FD30 fire frame



IMPERIAL SIZES				FD30 CERTIFIRED	FD60	STOCKED
(MM)	35	44	54			
914 x 1981	£191	£205	£315			
864 x 1981	£191	£205	£315			
838 x 1981	£180	£190	£303			
813 x 2032	£180	£190	£303			
762 x 1981	£166	£178	£267			
711 x 1981	£166	£178	£267			
686 x 1981	£166	£178	£267			
610 x 1981	£166	£178	£267			
533 x 1981	£166	£178	£267			
457 x 1981	£166	£178	£267			

METRIC SIZES				FD30 CERTIFIRED	FD60
(MM)	35	44	54		
926 x 2040	£195	£208	£315		
826 x 2040	£185	£195	£300		
726 x 2040	£175	£179	£285		
626 x 2040	£175	£179	£285		
526 x 2040	£175	£179	£285		
426 x 2040	£175	£179	£285		





FEATURED DOOR: LIGHT GREY ASH

APERTURE OPTION: OPTION 4

SKIRTING & ARCHITRAVE: HALF SPLAYED



**Flush Light Grey Ash**

F100

**Features**

- ▶ Solid core
- ▶ Hand-picked American light grey ash
- ▶ Closed grain finish
- ▶ Prefinished 35% gloss
- ▶ Solid lippings on all edges
- ▶ FSC® certified

**Suggested Add-Ons**



IMPERIAL SIZES				FD30 CERTIFIRE	FD60	STOCKED
(MM)	35	44	54			
914 x 1981	£175	£188	£360			
864 x 1981	£175	£188	£358			
838 x 1981	£163	£177	£336			
813 x 2032	£163	£177	£336			
762 x 1981	£156	£168	£320			
711 x 1981	£156	£168	£320			
686 x 1981	£156	£168	£320			
610 x 1981	£156	£168	£320			
533 x 1981	£156	£168	£320			
457 x 1981	£156	£168	£320			

METRIC SIZES				FD30 CERTIFIRE	FD60
(MM)	35	44	54		
926 x 2040	£180	£189	£367		
826 x 2040	£168	£178	£338		
726 x 2040	£158	£168	£321		
626 x 2040	£158	£168	£321		
526 x 2040	£158	£168	£321		
426 x 2040	£158	£168	£321		







FEATURED DOOR: DARK GREY ASH

APERTURE OPTION: OPTION 9

SKIRTING & ARCHITRAVE: ULYSSES



**Flush Dark Grey Ash**

F100

**Features**

- ▶ Solid core
- ▶ Hand-picked American dark grey ash veneer
- ▶ Closed grain finish
- ▶ Prefinished 35% gloss
- ▶ Solid lippings on all edges
- ▶ FSC® certified

**Suggested Add-Ons**



Ulysses

FD30 fire frame



IMPERIAL SIZES				FD30 CERTIFIRE	FD60	STOCKED
(MM)	35	44	54			
914 x 1981	£175	£190	£362			
864 x 1981	£175	£190	£362			
838 x 1981	£163	£176	£335			
813 x 2032	£163	£176	£335			
762 x 1981	£156	£168	£320			
711 x 1981	£156	£168	£320			
686 x 1981	£156	£168	£320			
610 x 1981	£156	£168	£320			
533 x 1981	£156	£168	£320			
457 x 1981	£156	£168	£320			

METRIC SIZES				FD30 CERTIFIRE	FD60
(MM)	35	44	54		
926 x 2040	£180	£191	£364		
826 x 2040	£168	£177	£337		
726 x 2040	£158	£169	£322		
626 x 2040	£158	£169	£322		
526 x 2040	£158	£169	£322		
426 x 2040	£158	£169	£322		





FEATURED DOOR: LIGHT GREY ASH WITH DARK GREY ASH INLAYS

APERTURE OPTION: OPTION 10

SKIRTING & ARCHITRAVE: VICTORIANA



Light Grey Ash with Dark Grey Ash Inlays

D101

Features

- ▶ Solid core
- ▶ Hand-picked American ash veneers
- ▶ Closed grain finish
- ▶ Prefinished 35% gloss
- ▶ Solid lippings on all edges
- ▶ FSC® certified

Suggested Add-Ons



Victoriana



FD30 fire frame



IMPERIAL SIZES				FD30 CERTIFIRED	FD60	STOCKED
(MM)	35	44	54			
914 x 1981	£189	£207	£394			
864 x 1981	£189	£207	£394			
838 x 1981	£179	£195	£372			
813 x 2032	£179	£195	£372			
762 x 1981	£169	£184	£351			
711 x 1981	£169	£184	£351			
686 x 1981	£169	£184	£351			
610 x 1981	£169	£184	£351			
533 x 1981	£169	£184	£351			
457 x 1981	£169	£184	£351			

METRIC SIZES				FD30 CERTIFIRED	FD60	STOCKED
(MM)	35	44	54			
926 x 2040	£196	£208	£396			
826 x 2040	£185	£196	£373			
726 x 2040	£176	£185	£353			
626 x 2040	£176	£185	£353			
526 x 2040	£176	£185	£353			
426 x 2040	£176	£185	£353			





FEATURED DOOR: LIGHT GREY ASH WITH DARK GREY ASH INLAYS

SKIRTING & ARCHITRAVE: HALF SPLAYED



Light Grey Ash with Dark Grey Ash Inlays

D102

Features

- ▶ Solid core
- ▶ Hand-picked American ash veneers
- ▶ Closed grain finish
- ▶ Prefinished 35% gloss
- ▶ Solid lippings on all edges
- ▶ FSC® certified

Suggested Add-Ons



IMPERIAL SIZES				FD30 CERTIFIRE	FD60	STOCKED
(MM)	35	44	54			
914 x 1981	£186	£204	£389			
864 x 1981	£186	£204	£389			
838 x 1981	£175	£192	£366			
813 x 2032	£175	£192	£366			
762 x 1981	£165	£180	£343			
711 x 1981	£165	£180	£343			
686 x 1981	£165	£180	£343			
610 x 1981	£165	£180	£343			
533 x 1981	£165	£180	£343			
457 x 1981	£165	£180	£343			

METRIC SIZES				FD30 CERTIFIRE	FD60	STOCKED
(MM)	35	44	54			
926 x 2040	£194	£199	£379			
826 x 2040	£182	£187	£356			
726 x 2040	£172	£179	£341			
626 x 2040	£172	£179	£341			
526 x 2040	£172	£179	£341			
426 x 2040	£172	£179	£341			





FEATURED DOOR: LIGHT GREY ASH WITH HORIZONTAL DARK GREY ASH INLAYS

SKIRTING & ARCHITRAVE: SHAKER



Light Grey Ash with Horizontal Dark Grey Ash Inlays

D103

Features

- ▶ Solid core
- ▶ Hand-picked American ash veneers
- ▶ Closed grain finish
- ▶ Prefinished 35% gloss
- ▶ Solid lippings on all edges
- ▶ FSC® certified

Suggested Add-Ons



Shaker

FD30 fire frame



IMPERIAL SIZES				FD30 CERTIFIRED	FD60	STOCKED
(MM)	35	44	54			
914 x 1981	£190	£207	£394			
864 x 1981	£190	£207	£394			
838 x 1981	£177	£193	£368			
813 x 2032	£177	£193	£368			
762 x 1981	£165	£179	£341			
711 x 1981	£165	£179	£341			
686 x 1981	£165	£179	£341			
610 x 1981	£165	£179	£341			
533 x 1981	£165	£179	£341			
457 x 1981	£165	£179	£341			

METRIC SIZES				FD30 CERTIFIRED	FD60
(MM)	35	44	54		
926 x 2040	£197	£209	£398		
826 x 2040	£187	£195	£372		
726 x 2040	£172	£184	£351		
626 x 2040	£172	£184	£351		
526 x 2040	£172	£184	£351		
426 x 2040	£172	£184	£351		




F E A T U R E D O O R S



C O N T E M P O R A R Y L I N E S



115




152



153




154




155



156



157



158




FEATURED DOOR: DOOR 115


SKIRTING & ARCHITRAVE: SHAKER




159



160




161

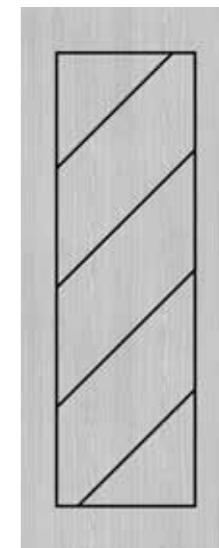


162

163



164




165





FEATURED DOOR: DOOR 145

SKIRTING & ARCHITRAVE: VICTORIANA



145

146


147

148

149

150

151







122



123




124



125


126



127



128



129





FEATURED DOOR: DOOR 135

SKIRTING & ARCHITRAVE: HALF SPLAYED



130



131



132



133



134



135



136



137



139



140



141



142



143



144



167



168



165/A



165/O



165/W



166/A



166/O



166/W



167/A



167/O



167/W

168/A

168/O

168/W

169/A

169/O

169/W

170



FEATURED DOOR: DOOR 167/W

SKIRTING & ARCHITRAVE: SHAKER

A D D - O N S



F I N I S H I N G T O U C H E S

### Half Splayed

Oak



Architrave: 90mm x 16mm  
Skirting: 3.6m x 145mm x 16mm

#### Features

- ▶ Real American white oak veneer
- ▶ Prefinished
- ▶ MDF core

### Shaker

Oak



Architrave: 80mm x 16mm  
Skirting: 3.6m x 145mm x 16mm

#### Features

- ▶ Real American white oak veneer
- ▶ Prefinished
- ▶ MDF core

### Traditional

Oak



Architrave: 80mm x 16mm  
Skirting: 3.6m x 147mm x 16mm

#### Features

- ▶ Real American white oak veneer
- ▶ Prefinished
- ▶ MDF core

### Shaker

Walnut



Architrave: 80mm x 16mm  
Skirting: 3.6m x 145mm x 16mm

#### Features

- ▶ Real American black walnut veneer
- ▶ Prefinished
- ▶ MDF core

### Half Splayed

White Primed



Architrave: 90mm x 16mm  
Skirting: 3.6m x 145mm x 16mm

#### Features

- ▶ White primed
- ▶ MDF core

### Shaker

White Primed



Architrave: 80mm x 16mm  
Skirting: 3.6m x 145mm x 16mm

#### Features

- ▶ White primed
- ▶ MDF core

### Ulysses

White Primed



Architrave: 90mm x 18mm  
Skirting: 3.6m x 145mm x 18mm

#### Features

- ▶ White primed
- ▶ MDF core

### Victoriana

White Primed



Architrave: 100mm x 18mm  
Skirting: 3.6m x 180mm x 18mm

#### Features

- ▶ White primed
- ▶ MDF core





FEATURED DOOR: LIGHT GREY ASH

DOOR LINING: WHITE PRIMED FD30

## DOOR LINING SETS

### Oak



#### Features

- ▶ Real American white oak veneer
- ▶ Includes removable stop
- ▶ Soft wood core
- ▶ Prefinished
- ▶ 133mm x 30mm / 108mm x 30mm
- ▶ Fire-rated set includes 15mm x 4mm Lorient fire seal

### Walnut



#### Features

- ▶ Real American black walnut veneer
- ▶ Includes removable stop
- ▶ Soft wood core
- ▶ Prefinished
- ▶ 133mm x 30mm / 108mm x 30mm
- ▶ Fire-rated set includes 15mm x 4mm Lorient fire seal

### White Primed



#### Features

- ▶ White primed
- ▶ Includes removable stop
- ▶ MDF core
- ▶ 133mm x 27mm / 108mm x 27mm
- ▶ Fire-rated set includes 15mm x 4mm Lorient fire seal



FEATURED DOOR: LIGHT GREY ASH

DOOR FRAME: WHITE PRIMED

## ACOUSTIC DOORS



As part of our partnership with Lorient, all of our fire doors have been acoustically tested up to 33dB using their acoustic sealing systems.

These doors comply with Part E of the Building Regulations when fitted with the appropriate seals including a drop seal at the threshold.

1



**BATWING®**  
Acoustic + smoke seal

Features unique curved fins made from flexible elastometric material for performance and durability.  
Installed at the head and jambs of single and double leaf doors.


2



**LP1504 FS**  
Fire seal

Lorient intumescent fire door seals offer the ultimate in fire protection where no smoke sealing is required - or with an additional smoke and acoustic seal such as Batwing®.

3



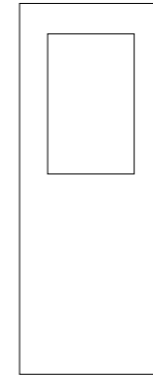
**LAS8001 SI**  
Drop seal

Aluminium based drop seal for acoustic, smoke and energy containment. Features a high efficiency mechanism which lifts the seal clear of the floor as soon as the door is opened.  
Fitted onto single swing doors, for use on both right and left-handed doors.

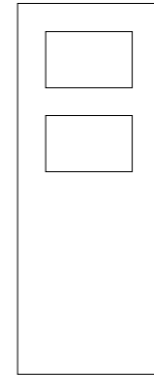


## APERTURE OPTIONS

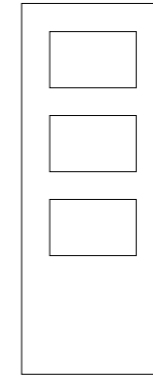
Our glazing styles are available across our entire range to suit any style and allow light to naturally flow throughout rooms. Our own patented fire rated glass has been tested by Exova to ensure it reaches the highest ratings in fire safety. \* **Please note:** Options 04, 05 and 06 not available with 60M rated fire glass.



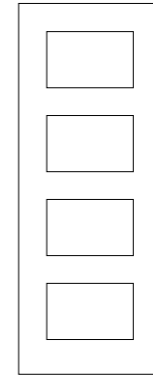
01



02




03



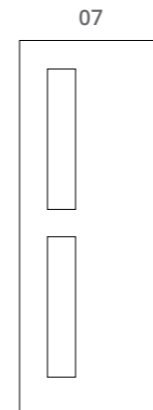
04 \*



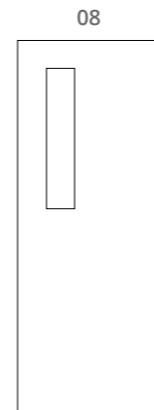
05 \*



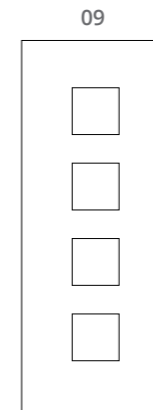
06 \*




07



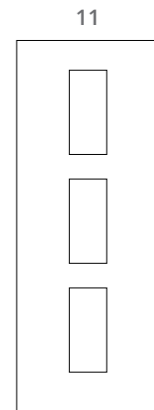
08



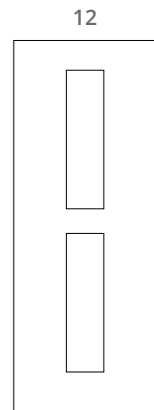
09



10



11



12



30M CLEAR GLAZING

Features

- ▶ Fire duration: 30 minutes
- ▶ Thickness: 7mm



SATIN GLAZING

Features

- ▶ Fire duration: 30 minutes
- ▶ Thickness: 7mm



60M CLEAR GLAZING

Features


- ▶ Fire duration: 60 minutes
- ▶ Thickness: 9mm



WIRED GLAZING

Features

- ▶ Fire duration: 60 minutes
- ▶ Thickness: 7.2mm



		STANDARD NF GLASS	30M CLEAR GLASS	SATIN GLASS	60M CLEAR GLASS	WIRED GLASS
OAK	STANDARD	●				
	FD30		●	●		●
	FD60				●	(Limited) ●
WALNUT	STANDARD	●				
	FD30		●	●		●
	FD60				●	(Limited) ●
LIGHT GREY ASH	STANDARD	●				
	FD30		●	●		●
	FD60				●	(Limited) ●
DARK GREY ASH	STANDARD	●				
	FD30		●	●		●
	FD60				●	(Limited) ●
LGA / DGA	STANDARD	●				
	FD30		●	●		●
	FD60				●	(Limited) ●
LGA / DGA	STANDARD	●				
	FD30		●	●		●
	FD60				●	(Limited) ●
LGA / DGA	STANDARD	●				
	FD30		●	●		●
	FD60				●	(Limited) ●

## OUR DOORS

### All of our doors feature:

- ▶ 6mm lipping all round to match veneers
- ▶ Closed grain finish
- ▶ Crown cut veneer
- ▶ FSC® certification

### ▶ Hand - picked veneers:

- American white oak
- American black walnut
- American light grey ash
- American dark grey ash



- ▶ 35mm (Standard)
- ▶ Solid core



- ▶ 44mm
- ▶ FD30 solid core



- ▶ 54mm
- ▶ FD60 solid core



## DOOR CARE

Timber is a natural product and is subject to humidity and temperature changes. Each door may have slightly different patterns of graining or colour variations. As the timber ages, these colour variations will subside.

The following must be carried out to ensure the best performance from your Déanta door:

- ▶ Doors must be examined immediately on receipt and prior to installation as claims or faults will not be accepted once the door has been removed from packaging.
- ▶ Déanta doors are hand-assembled, and as such, we cannot guarantee each aperture is the exact same size.
- ▶ Doors must be stored horizontally on a clean, dry, flat and level surface.
- ▶ To allow doors to acclimatise, they should be left in the property prior to installation for at least seven days with the ambient temperature gradually increased over this period.
- ▶ Should doors require alteration, cutting or planing, they must be immediately resealed to prevent moisture absorption which may lead to warping or splitting.
- ▶ Take no more than 3mm off the width and height of doors in equal amounts on all edges.
- ▶ Three coats of internal wood finish are required on any modifications to a prefinished door including the ironmongery and hinge cut-outs.
- ▶ Doors must not be fitted in a property that is freshly plastered and doors should only be delivered to site after all wet trades are finished.
- ▶ We recommend the use of three sets of hinges per door.
- ▶ We recommend only the use of products for sealing against moisture which are suitable for use on interior joinery doors.

For full terms and conditions please visit our website:  
[www.deanta-architectural.co.uk](http://www.deanta-architectural.co.uk)

## SUSTAINABILITY



98% of all our onsite waste is recycled.



We have sensor lighting throughout our site to ensure that no power is wasted when not in use.



We are certified by the Forest Stewardship Council® (FSC®)



We use mains water dispensers to reduce the use of plastic bottles and help the environment.



Solar panels on the roof of our building create enough energy to make our building self-sustainable for seven months.

At Déanta we understand how our operations can impact the environment, so we have invested heavily to become an environmentally responsible company.

We only source top quality materials which comply with the Forest Stewardship Council® (FSC®) and ensure our building, factory and employees are continuously looking at ways to reduce our carbon footprint.

Look for FSC® certified products.



**Deanta UK Ltd.**

400 Lancaster Way Business Park  
Ely  
Cambridgeshire  
CB6 3NW

Phone: 01353 698602  
Email: [sales@deanta.co.uk](mailto:sales@deanta.co.uk)  
Web: [www.deanta-architectural.co.uk](http://www.deanta-architectural.co.uk)

